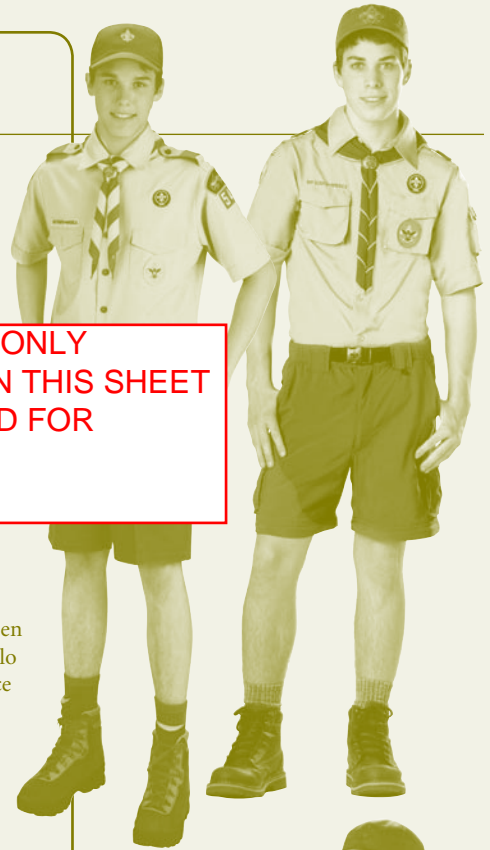


Boy Scout/Varsity Scout

Uniform Inspection Sheet

Uniform Inspection.

Conduct the uniform inspection with common sense; the basic rule is neatness.



**FOR REFERENCE ONLY
POINT SYSTEM ON THIS SHEET
WILL NOT BE USED FOR
CAMPOREE**

General Appearance.

- Allow 3 points for each:
- Good posture
 - Clean face and hands
 - Combed hair
 - Neatly dressed
 - Clean fingernails

15 pts.

Notes _____

Headgear.

All troop members must wear the headgear chosen by vote of the troop/team.

5 pts.

Notes _____

Shirt and Neckwear.

Official shirt or official long- or short-sleeve uniform shirt with green or blaze orange shoulder loops on epaulets. The troop/team may vote to wear a neckerchief, bolo tie, or no neckwear. In any case, the collar should be unbuttoned. The troop/team has the choice of wearing the neckerchief over the turned-under collar or under the open collar.

15 pts.

Notes _____

Pants/Shorts.

Official pants or official uniform pants or shorts; no cuffs. (Units have no option to change.)

15 pts.

Notes _____

Belt.

Official Boy Scout web with BSA insignia on buckle; or official leather with international-style buckle or buckle of your choice, worn only if voted by the troop/team. Members wear one of the belts chosen by vote of the troop/team.

5 pts.

Notes _____

Socks.

Official socks with official shorts or pants. (Long socks are optional with shorts.)

5 pts.

Notes _____

Shoes.

Leather or canvas, neat and clean.

5 pts.

Notes _____

Registration.

Current membership card or temporary certificate on person.

5 pts.

Notes _____

Uniform points.


Total points from above (70 possible)

Insignia.*

Correct placement: left pocket, 5 points; right pocket, 5 points; left sleeve, 5 points; right sleeve, 5 points; merit badge sash, 5 points; shoulder epaulets, 5 points.
Insignia points from reverse (30 possible)

Total Uniform Inspection Score

Uniform and insignia points combined.
A perfect score is 100 points.



*For more information about insignia, see the *Insignia Guide*, No. 33066.

Total Uniform Inspection Score 

Name _____ Troop/Team No. _____

Patrol/Squad _____

Our unit inspection
will be held on

Bring this form with you.

Boy Scout/Varsity Scout Uniform Inspection Sheet

**FOR REFERENCE ONLY
POINT SYSTEM ON THIS SHEET
WILL NOT BE USED FOR
CAMPOREE**

Official Placement of Insignia

Conduct the uniform inspection with common sense; the basic rule is neatness.

Merit Badge Sash

- 5 pts.
- If worn, **merit badges** are attached to front (and back, if needed) of sash.
 - Venture/Varsity letter** is attached at bottom front corner.
 - Temporary insignia** may be worn on back.
- Notes _____

Shoulder Epaulets

- 5 pts.
- Green shoulder loops identify Boy Scouting (all members of a troop).
 - Blaze (orange) loops identify Varsity Scouting.
- Notes _____

Right Sleeve

- 5 pts.
- U.S. flag emblem** centered directly below shoulder seam. Only the most recently earned **Centennial Quality Unit Award** may be worn below patrol emblem or below the National Honor Patrol star.
 - Musician badge**, if in band or drum corps, is worn 1/2 inch below patrol emblem.
- Notes _____

Left Sleeve

- 5 pts.
- Council shoulder emblem**, unit numeral, and veteran unit bar are worn as shown snug up, and touching each other.
 - On the official shirt, the **badge of office** is centered on the pocket, as shown. On the official uniform shirt, the **badge of office** is centered and touching the unit numeral, or centered 4 inches below the shoulder seam.
 - On the shirt, the **Trained Leader emblem** is centered as shown at the top of the pocket flap. On the official uniform shirt the **veteran unit bar** (25, 50, 55, 60, 65, 70, 75, or 80 years) is positioned above and touching troop numeral and in turn touching council emblem.
 - Den chief cord** is worn over the left shoulder, under epaulet.
- Notes _____

Right Pocket

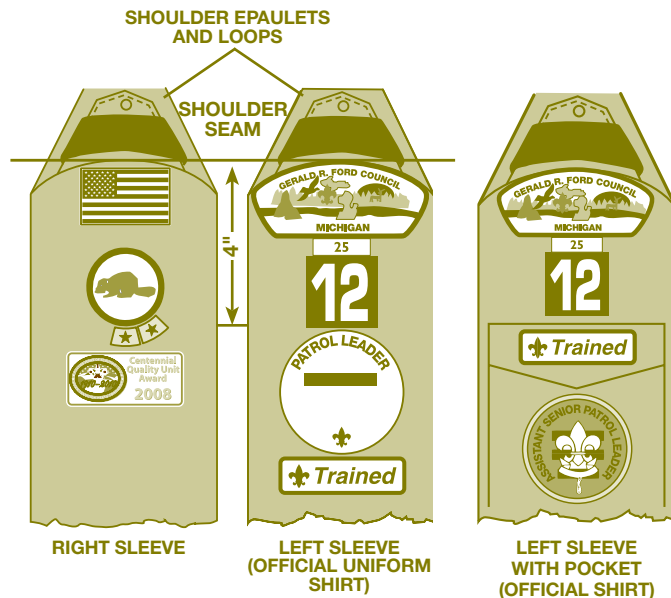
- 5 pts.
- Jamboree insignia** (only one) worn above BSA or interpreter strip.
 - Order of the Arrow lodge insignia** worn on pocket flap.
 - Temporary insignia** worn centered on the pocket or hung from the button.
 - The **Varsity or Venture strip** is worn above the BSA strip or above the interpreter strip.
 - Nameplate**, if worn, is centered above the BSA strip, interpreter strip, and Venture or Varsity strip. If no Order of the Arrow lodge emblem is worn, the name plate is centered on the pocket flap.
- Notes _____

Left Pocket

- 5 pts.
- Service stars** are centered above the pocket, 3/4 inch from top point to top point and 1/2 inch from either the pocket or embroidered knots.
 - Embroidered square knots** are worn centered above the pocket in rows of three.
 - Not more than five medals may be worn, pinned centered immediately above the pocket (extending over knots if both are worn).
 - The wearing sequence for knots or medals is at the wearer's discretion and lead color is to the wearer's right.
 - Badges of rank** are worn centered on the pocket above the Arrow of Light Award, as shown.
 - The **World Crest emblem** is worn centered horizontally over the left pocket and vertically between the left shoulder seam and the top of the pocket.
- Notes _____

Total Insignia Score (transfer to other side)


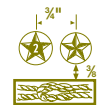
30 pts.



JEFFREY BROWN
VENTURE
FRAN&AIS
BOY SCOUTS OF AMERICA



RECRUITER



LEFT POCKET



BOY SCOUTS OF AMERICA
1325 West Walnut Hill Lane
P.O. Box 152079
Irving, Texas 75015-2079
<http://www.scouting.org>

34283



2008 Printing